

C-ADAPTER



C-ADAPTER



Contents

Tool Selection Guide

4-7



Turning

C-ADAPTER Designation System

8-9

RHINO•RUSH

10-11

T-holder type

12-15

Screw type

16-18

Toolholder & Sleeve

19-25



Parting & Grooving

26-30



Holemaking

31



Tooling System

ER collet chuck

32-33

End mill holder

34-36

Arbor

37-39

Shrinkng Chuck & T-FLEXTEC Shank

40-41

Blank

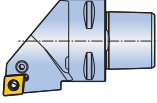
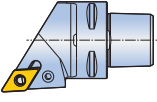
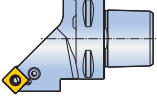
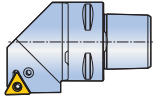
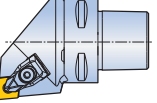
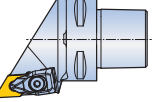
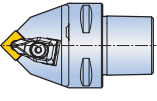
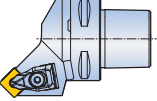
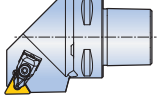
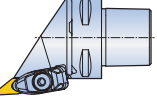
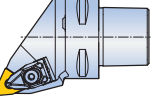
42

C-ADAPTER Standard

43

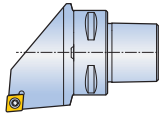
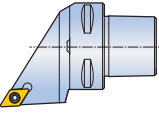
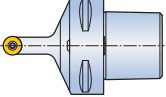
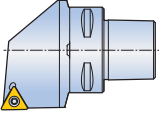
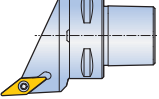
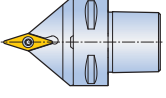
Tool Selection Guide

Turning Holder

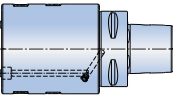
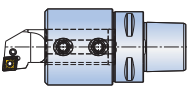
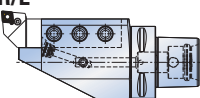
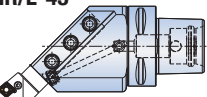
Series	Page	Insert	C-Adapter Size				
			C3 (Ø32)	C4 (Ø40)	C5 (Ø50)	C6 (Ø63)	C8 (Ø80)
HCLNR/L 	10	CNMA 0904 CNMG 0904		•			
HDJNR/L 	10	DNMG 1305 DNUX 1305		•			
HSSNR/L 	11	SNMG 0904		•			
HTGNR/L HTJNR/L 	11	TNGG 1304 TNMG 1304		•			
TCLNR/L 	12	CN...1204 CN...1606 CN...1906		•	•	•	
TDJNR/L 	12	DN...1504 DN...1506		•	•	•	
TSDNN 	13	SN...1204		•	•	•	
TSSNR/L 	13	SN...1204		•	•	•	
TTGNR/L TTJNR/L 	14	TN...1604		•	•	•	
TVJNR/L 	14	VN...1604		•	•	•	
TWLR/L 	15	WN...G 0604 WN...0804		•	•	•	

Tool Selection Guide

Turning Holder

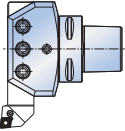
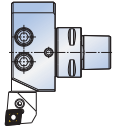
Series	Page	Insert	C-Adapter Size				
			C3 (Ø32)	C4 (Ø40)	C5 (Ø50)	C6 (Ø63)	C8 (Ø80)
SCLCR/L 	16	CC...T 0903 CC...T 1204		•	•	•	
SDJCR/L 	16	DC...T 11T3		•	•	•	
SRDCN 	17	RC...T 10T300 RC...T 120400		•	•	•	
STGCR/L STJCR/L 	17	TC...T 16T3		•	•		
SVJBR/L 	18	VB...T 1604		•	•	•	
SVVBN 	18	VB...T 1604		•	•	•	

Turning Adapter

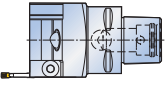
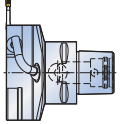
Series	Page	Shank Range	C-Adapter Size				
			C3 (Ø32)	C4 (Ø40)	C5 (Ø50)	C6 (Ø63)	C8 (Ø80)
C...ABB 	19	Ø25-Ø40		•	•	•	•
C...ADI 	21	Ø10-Ø50	•	•	•	•	•
C...ASHR/L 	22	□16-□32		•	•	•	•
C...ASHR/L-45 	23	□20-□32		•	•	•	•

Tool Selection Guide

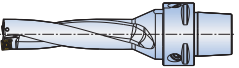
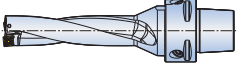
Turning Adapter

Series	Page	Shank Range	C-Adapter Size				
			C3 (Ø32)	C4 (Ø40)	C5 (Ø50)	C6 (Ø63)	C8 (Ø80)
C...ASHA 	24	□20-□32			•	•	•
C...ADE 	25	□16-□20	•	•	•		

Parting & Grooving Holder

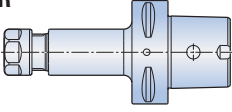
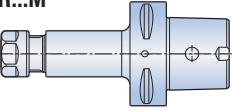
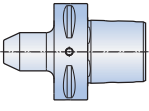
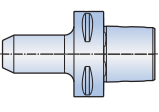
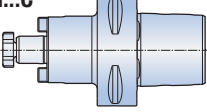
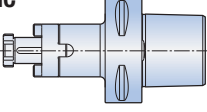
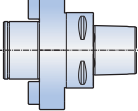
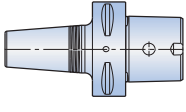
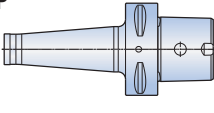
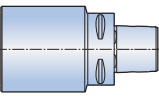
Series	Page	Cartridge	C-Adapter Size				
			C3 (Ø32)	C4 (Ø40)	C5 (Ø50)	C6 (Ø63)	C8 (Ø80)
C...TCHN 	26	TCER/L TCFR/L TQCR/L		•	•	•	
C...TCHPN 	27	TCER/L TCFR/L TQCR/L		•	•	•	

Holemaking Tool

Series	Page	Diameter Range	C-Adapter Size				
			C3 (Ø32)	C4 (Ø40)	C5 (Ø50)	C6 (Ø63)	C8 (Ø80)
TDR 3...C4 (3XD) 	31	Ø16-Ø20		•			
TDR 4...C4 (4XD) 	31	Ø16-Ø20		•			

Tool Selection Guide

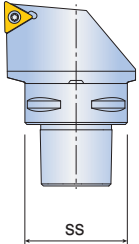
Tooling System

Series	Page	Shank Range	C-Adapter Size				
			C3 (Ø32)	C4 (Ø40)	C5 (Ø50)	C6 (Ø63)	C8 (Ø80)
C...ER 	32-33	Ø1.0-Ø26.0		•	•	•	•
C...ER...M 	33	Ø0.5-Ø10.0		•	•	•	
C...EM 	34-35	Ø6-Ø50		•	•	•	•
C...EM...E 	36	Ø6-Ø32		•	•	•	•
C...SEM...C 	37	Ø16-Ø40		•	•	•	•
C...SEMC 	38	Ø16-Ø40		•	•	•	
C...FM 	39	Ø60					•
C...SRKIN 	40	Ø6-Ø32		•	•	•	
C...ODP 	41	M10-M16		•	•	•	
C...B4340 	42	Ø40-Ø145		•	•	•	•

C4 - **T** **C** **L** **N** **R**

1 **2** **3** **4** **5** **6**











1 Coupling size

	Symbol	SS(mm)
	C4	40
	C5	50
	C6	63






















2 Clamping system

P 	C 	S 	M 	T 	W 	H 
Lever lock	Top clamp	Screw clamp	Multi lock	T-holder	Wedge clamp	Hook lever

3 Insert shape

									
C	D	E	H	K	R	S	T	V	W

4 Approach angle

Symbol	Shape	Offset	Symbol	Shape	Offset	Symbol	Shape	Offset		
A		x	J		○	V		x		
			K		○	W		○		
B		x	L		○	X	Special angle			
			M		x	C*		x		
D		x	N		x	H*		○		
E		x	R		○	Q*		○		
F		○	S		○					
			G		○	T		○		
						U		○		

* TaeguTec standard

27 055 - 09





7

8

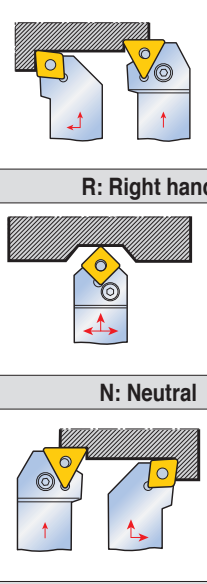
9

10

5 Insert clearance angle

			
N	B	C	P

6 Hand of tool

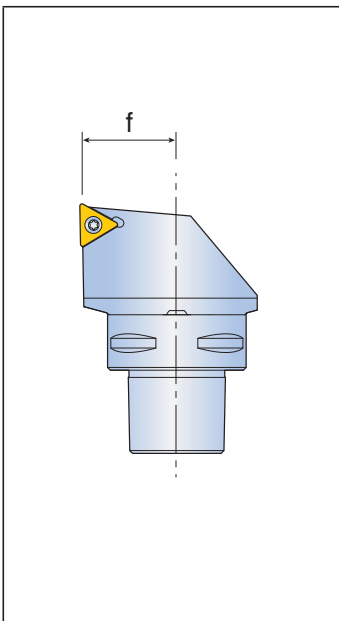


R: Right hand

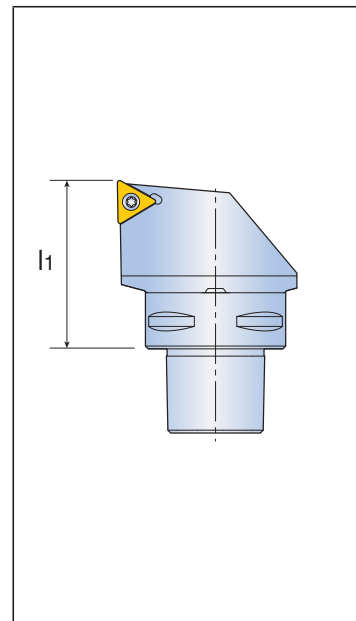
N: Neutral

L: Left hand

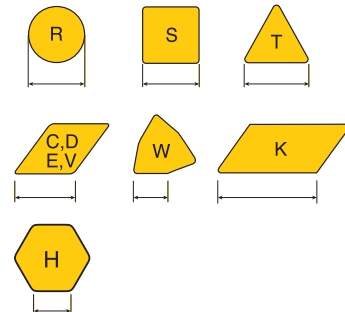
7 f dimension (mm)



8 Tool length (mm)



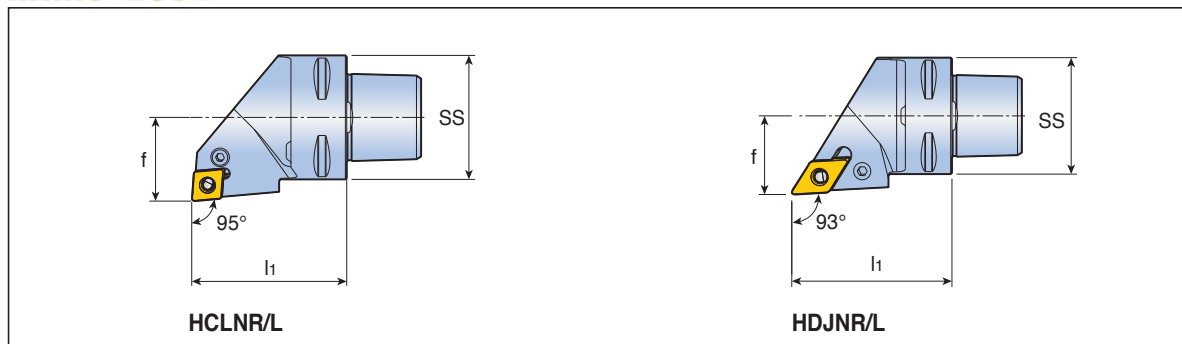
9 Cutting edge length

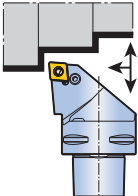
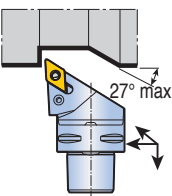


10 Manufacturer's type designation

Unique to manufacturer

RHINO-RUSH



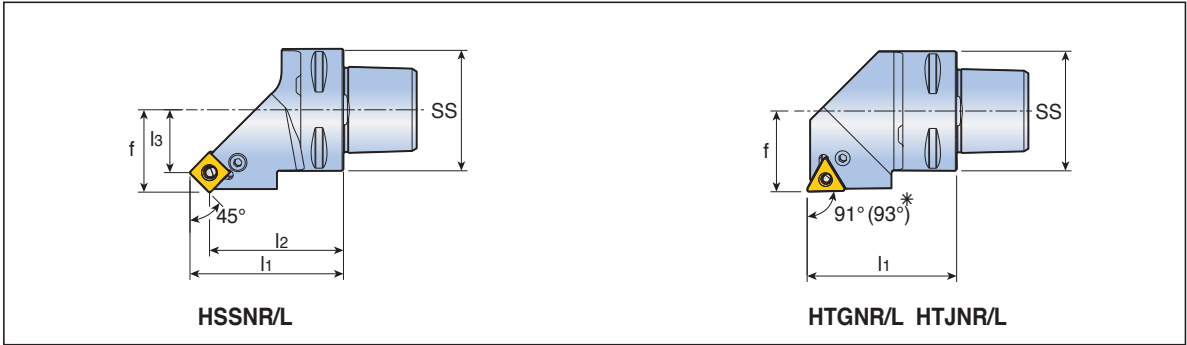
Approach angle	Designation	Dimension (mm)					Insert
		SS	f	l1			
95°	✓ C4-HCLNR/L 27050-0904	40	27	50			CNMA 0904... CNMG 0904...
							
93°	✓ C4-HDJNR/L 27055-1305	40	27	55			DNMG 1305... DNMX 1305...
							

✓Marked: For RHINORUSH insert

Spare parts

Designation	Lever	Screw	Shim		Shim pin	Shim pin punch	Nozzle	Wrench
C4 ...HCLNR/L	LCL 09-NX	LCS 3	LSC 32	-	LSP 3A	SPP 3-4	NZ 83	L-W 2.5
C4 ...HDJNR/L	LCL 11-NX	LCS 4	-	LSD 3.52	LSP 4	SPP 3-4	NZ 83	L-W 3

RHINO-RUSH



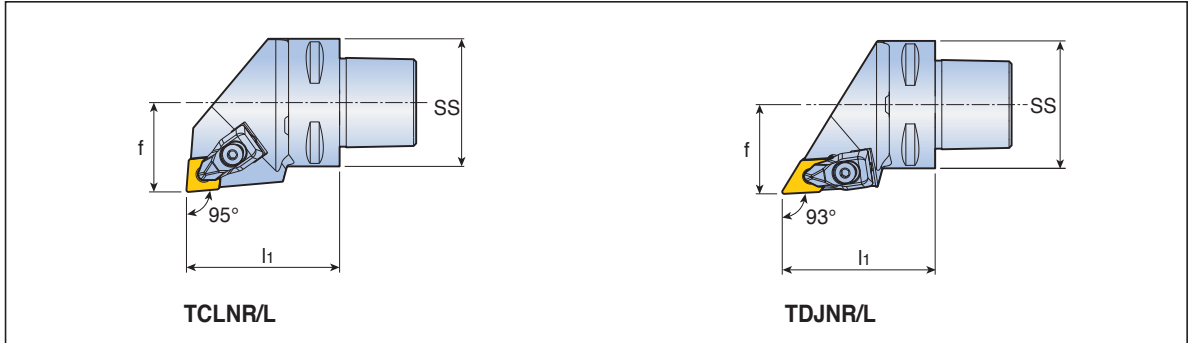
Approach angle	Designation	Dimension (mm)					Insert
		SS	f	l ₁	l ₂	l ₃	
45°	✓ C4-HSSNR/L 27042-0904	40	27	50.3	44	20.6	SNMG 0904...
91°	✓ C4-HTGNR/L 27050-1304	40	27	50	-	-	TNGG 1304...
	✓ C4-HTJNR/L 27050-1304	40	27	50	-	-	TNMG 1304...

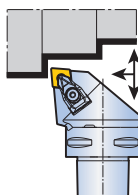
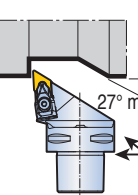
✓ Marked: For RHINORUSH insert *Approach angle of HTJNR/L is 93 degrees

Spare parts








Designation	Lever	Screw	Shim		Shim Pin	Shim pin punch	Nozzle	Wrench
C4 ...0904	LCL 09-NX	LCS 3	LSS 32A	-	LSP 3A	SPP 3-4	NZ 83	L-W 2.5
C4 ...1304	LCL 08-NX	LCS 3-NX	-	LST 2.51.8	LSP 3B	SPP 3-3L	NZ 83	L-W 2.5

T-holder type

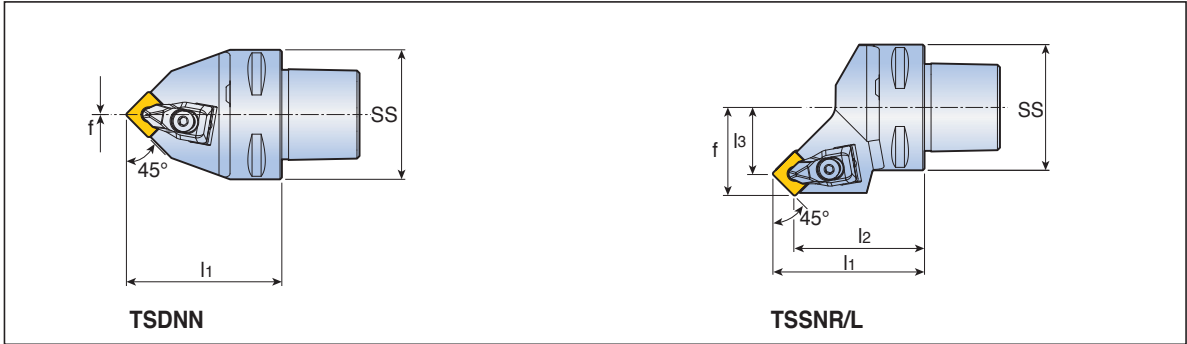


Approach angle	Designation	Dimension (mm)			Insert
		SS	f	l1	
 95°	C4-TCLNR/L 27050-12	40	27	50	CN...1204...
	C5-TCLNR/L 35060-12	50	35	60	
	C6-TCLNR/L 45065-12	63	45	65	
	C4-TCLNR/L 27055-16	40	27	55	CN...1606...
	C5-TCLNR/L 35060-19	50	35	60	CN...1906...
	C6-TCLNR/L 45065-19	63	45	65	
 93°	C4-TDJNR/L 27055-1504	40	27	55	DN...1504...
	C4-TDJNR/L 27055-1506	40	27	55	DN...1506...
	C5-TDJNR/L 35060-1504	50	35	60	DN...1504...
	C5-TDJNR/L 35060-1506	50	35	60	DN...1506...
	C6-TDJNR/L 45065-1504	63	45	65	DN...1504...
	C6-TDJNR/L 45065-1506	63	45	65	DN...1506...

Spare parts

Designation	Clamp	Clamp screw	Shim		Shim screw	Spring	Nozzle	Wrench
C4 ...12				-				
...12	DLM 4	DLS 4	TSC 44	-	SO 40050I	DSP 4	NZ 83	L-W 3
...1504	DLM 4	DLS 4	-	TSD 44	SO 40050I	DSP 4	NZ 83	L-W 3
C4 ...1506	DLM 4	DLS 4	-	TSD 43	SO 40050I	DSP 4	NZ 83	L-W 3
...1506	DLM 4	DLS 4	-	TSD 43	SO 40050I	DSP 4	NZ 104	L-W 3
...16	DLM 5	DLS 5	TSC 54	-	SO 50090I	DSP 5	NZ 83	L-W 4
...19	DLM 6	DLS 5	LSC 63	-	SO 80180I	DSP 5	NZ 104	L-W 4

T-holder type

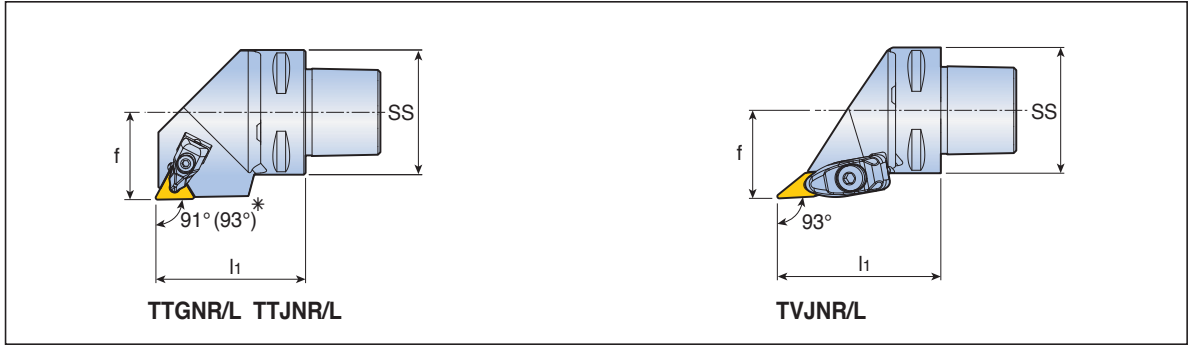


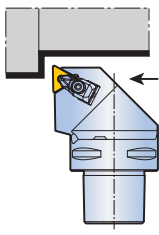
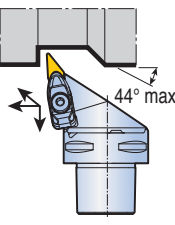
Approach angle	Designation	Dimension (mm)					Insert
		SS	f	l ₁	l ₂	l ₃	
45°	C4-TSDNN 00050-12	40	-	50	-	-	SN...1204...
	C5-TSDNN 00060-12	50	-	60	-	-	
	C6-TSDNN 00065-12	63	-	65	-	-	
45°	C4-TSSNR/L 27042-12	40	27	50.3	42	18.7	
	C5-TSSNR/L 35052-12	50	35	60.3	52	26.7	
	C6-TSSNR/L 45056-12	63	45	64.3	56	36.7	

Spare parts

Designation	Clamp	Clamp screw	Shim	Shim screw	Spring	Nozzle	Wrench	
C4...12	DLM 4	DLS 4	TSS 44	SO 40050I	DSP 4	NZ 83	L-W 3	
...12	DLM 4	DLS 4	TSS 44	SO 40050I	DSP 4	NZ 104	L-W 3	
C4...16	DLM 4	DLS 4	TSS 44	SO 40050I	DSP 4	NZ 83	L-W 3	
...16	DLM 4	DLS 4	TSS 44	SO 40050I	DSP 4	NZ 104	L-W 3	

T-holder type



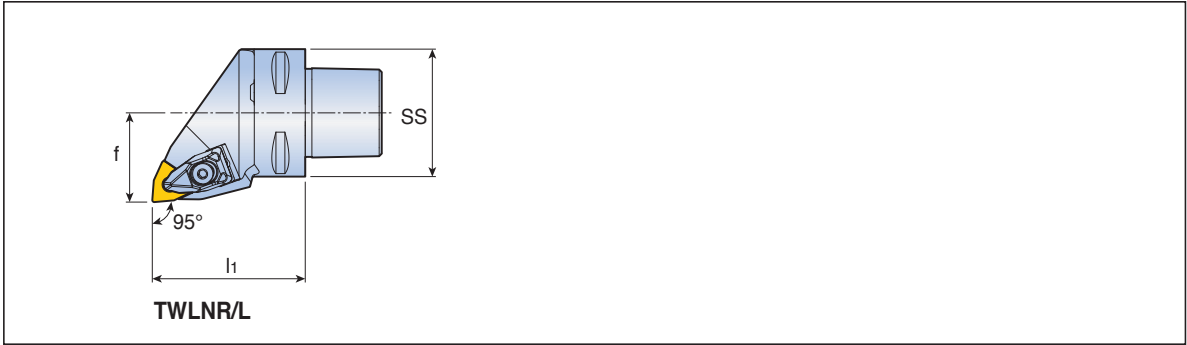
Approach angle	Designation	Dimension (mm)			Insert
		SS	f	l1	
 91°	C4-TTGNR/L 27050-16	40	27	50	TN...1604...
	C5-TTGNR/L 35060-16	50	35	60	
	C6-TTGNR/L 45065-16	63	45	65	
	C4-TTJNR/L 27050-16	40	27	50	
	C5-TTJNR/L 35060-16	50	35	60	
	C6-TTJNR/L 45065-16	63	45	65	
 93°	C4-TVJNR/L 27062-16	40	27	62	VN...1604...
	C5-TVJNR/L 35065-16	50	35	65	
	C6-TVJNR/L 45068-16	63	45	68	

• *Approach angle of TTJNR/L is 93 degrees

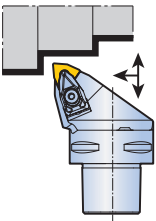
Spare parts

Designation	Clamp		Clamp screw	Shim		Shim screw	Spring	Nozzle	Wrench
C4...TT...16	DLM 3	-	DLS 3	TST 33	-	SO 35080I	DSP 3	NZ 83	L-W 2.5
...TT...16	DLM 3	-	DLS 3	TST 33	-	SO 35080I	DSP 3	NZ 104	L-W 2.5
C4...TV...16	-	DLM 3V	DLS 5	-	TSV 33	SO 35080I	DSP 5	NZ 83	L-W 4
...TV...16	-	DLM 3V	DLS 5	-	TSV 33	SO 35080I	DSP 5	NZ 104	L-W 4

T-holder type



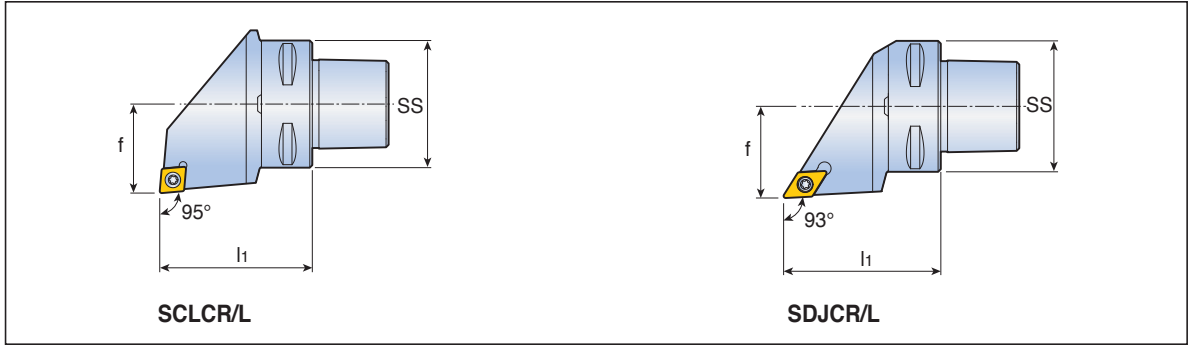
Approach angle	Designation	Dimension (mm)			Insert
		SS	f	l ₁	
95°	C4-TWLNRL/L 27050-06	40	27	50	WN...G 0604...
	C4-TWLNRL/L 27050-08	40	27	50	WN...0804...
	C5-TWLNRL/L 35060-08	50	35	60	
	C6-TWLNRL/L 45065-08	63	45	65	

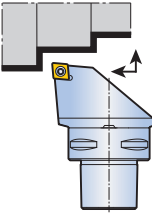
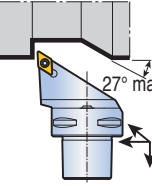


Spare parts

Designation	Clamp	Clamp screw	Shim	Shim screw	Spring	Nozzle	Wrench	
...06	DLM 3	DLS 3	PSW 32	SO 40090I	DSP 3	NZ 83	L-W 2.5	
C4...08	DLM 4	DLS 4	TSW 44	SO 40050I	DSP 4	NZ 83	L-W 3	
...08	DLM 4	DLS 4	TSW 44	SO 40050I	DSP 4	NZ 104	L-W 3	

Screw type

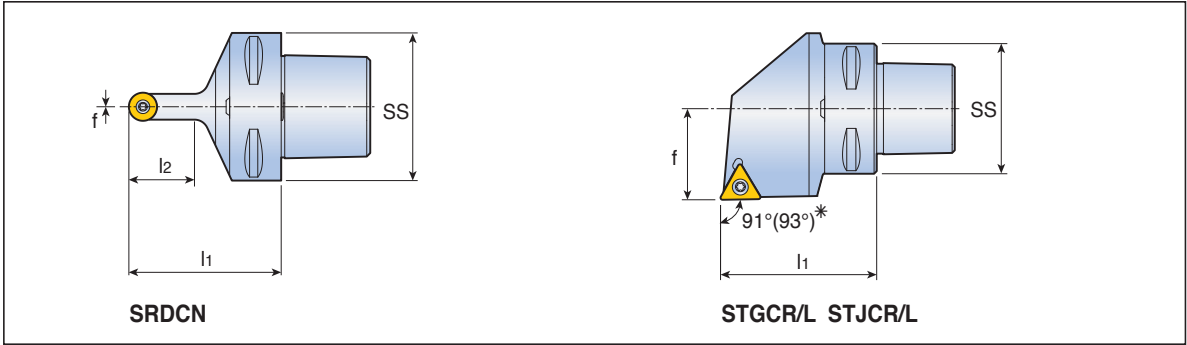


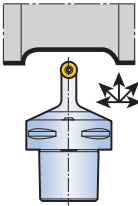
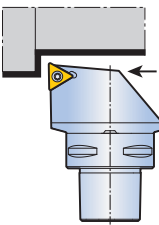
Approach angle	Designation	Dimension (mm)			Insert	
		SS	f	l1		
 95°	C4-SCLCR/L 27050-09	40	27	50	CC...T 09T3...	
	C5-SCLCR/L 35060-09	50	35	60		
	C6-SCLCR/L 45065-09	63	45	65		
	 93°	C4-SDJCR/L 27050-11	40	27	50	DC...T 11T3...
		C5-SDJCR/L 35060-11	50	35	60	
		C6-SDJCR/L 45065-11	63	45	65	

Spare parts

Designation	Screw	Shim		Shim screw	Nozzle	Wrench		
C4...09	SO 35124I	SSC 32	-	SO 50090S	NZ 83	T 15		
...09	SO 35124I	SSC 32	-	SO 50090S	NZ 104	T 15		
C4...11	SO 35124I	-	SSD 32	SO 50090S	NZ 83	T 15		
...11	SO 35124I	-	SSD 32	SO 50090S	NZ 104	T 15		
C4...12	SO 45130I	-	SSC 43N	SO 60105S	NZ 83	T 20		
...12	SO 45130I	-	SSC 43N	SO 60105S	NZ 104	T 20		


Screw type



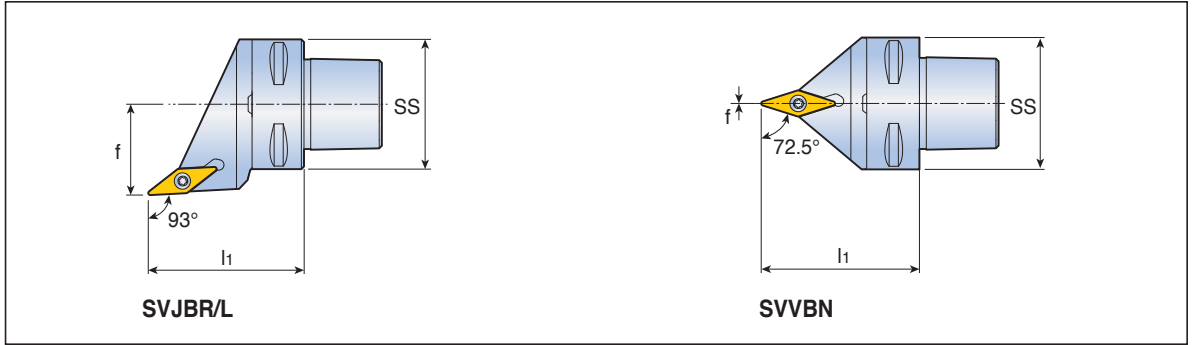
Approach angle	Designation	Dimension (mm)				Insert	
		SS	f	l ₁	l ₂		
45° 	C4-SRDCN 00050-10A	40	-	50	25	RC...T 10T300	
	C5-SRDCN 00060-10A	50	-	60	25		
	C6-SRDCN 00065-10A	63	-	65	25		
		C4-SRDCN 00050-12A	40	-	50	28	RC...T 120400
		C5-SRDCN 00060-12A	50	-	60	28	
		C6-SRDCN 00065-12A	63	-	65	28	
91° 	C4-STGCR/L 27050-16	40	27	50	-	TC...T 16T3...	
	C5-STGCR/L 35060-16	50	35	60	-		
	C4-STJCR/L 27050-16	40	27	50	-		
	C5-STJCR/L 35060-16	50	35	60	-		

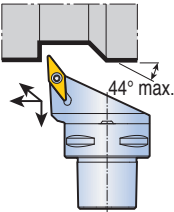
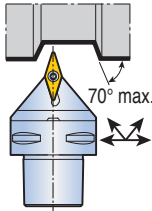
• *Approach angle of STJCR/L is 93 degrees

Spare parts

Designation	Screw	Shim		Shim screw	Nozzle	Wrench		
C4 ...10A	TS 40097I	TRC 3-0		SR TC-3	NZ 83	T 15		
...10A	TS 40097I	TRC 3-0	-	SR TC-3	NZ 104	T 15		
C4 ...12A	SO 40050I	TRC 4-0	-	SR TC-4S	NZ 83	T 15		
...12A	SO 40050I	TRC 4-0	-	SR TC-4S	NZ 104	T 15		
C4 ...16	SO 35124I	-	SST 32	SO 50090S	NZ 83	T 15		
...16	SO 35124I	-	SST 32	SO 50090S	NZ 104	T 15		

Screw type



Approach angle	Designation	Dimension (mm)			Insert
		SS	f	l1	
 93°	C4-SVJBR/L 27050-16	40	27	50	VB...T 1604...
	C5-SVJBR/L 35060-16	50	35	60	
	C6-SVJBR/L 45065-16	63	45	65	
 72.5°	C4-SVBVB 00050-16	40	-	50	
	C5-SVBVB 00060-16	50	-	60	
	C6-SVBVB 00065-16	63	-	65	

Spare parts

Designation	Screw	Shim	Shim screw	Nozzle	Wrench			
C4...16	SO 35124I	SSV 32	TS 5035062S	NZ 83	T 15			
...16	SO 35124I	SSV 32	TS 5035062S	NZ 104	T 15			

Reduction Sleeves for Bars, Used in Holders with Exchangeable Adaptation

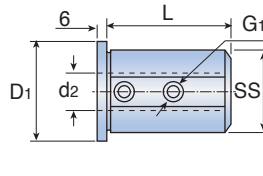


Fig. 1

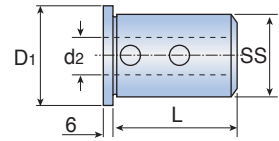


Fig. 2

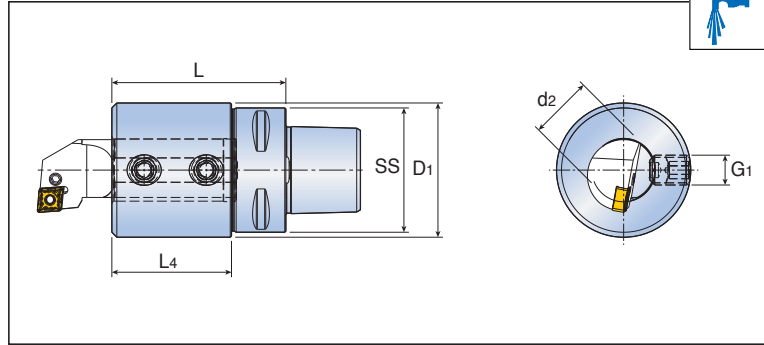
Designation	Dimension (mm)					Fig.
	SS	d2	D1	L	G1	
SC 25T6A	25	6	31	56	M6	1
25T8A	25	8	31	56	M8	1
25T10A	25	10	31	56	M8	1
25T12A	25	12	31	56	M8	1
25T16B	25	16	31	56	-	2
25T20B	25	20	31	56	-	2
SC 40T6A	40	6	46	60	M6	1
40T8A	40	8	46	60	M8	1
40T10A	40	10	46	60	M8	1
40T12A	40	12	46	60	M8	1
40T16B	40	16	46	60	-	2
40T20B	40	20	46	60	-	2
40T25B	40	25	46	60	-	2
40T32B	40	32	46	60	-	2
SC 50T6A	50	6	56	70	M6	1
50T8A	50	8	56	70	M8	1
50T10A	50	10	56	70	M8	1
50T12A	50	12	56	70	M8	1
50T16B	50	16	56	80	-	2
50T20B	50	20	56	80	-	2
50T25B	50	25	56	80	-	2
50T32B	50	32	56	80	-	2

Spare parts

Designation	Screw	Wrench	Designation	Screw	Wrench
SC 25T6A	SR M6x6DIN916 45H	L-W 3*	SC 40T10A	SR M8x10 DIN1835-B	L-W 4*
SC 25T8A	SR M8x6DIN916 45H	L-W 4*	SC 40T12A	SR M8x10 DIN1835-B	L-W 4*
SC 25T10A	SR M8x6DIN916 45H	L-W 4*	SC 50T6A	SR M6x6DIN916 45H	L-W 3*
SC 25T12A	SR M8x6DIN916 45H	L-W 4*	SC 50T8A	SR M8x6DIN916 45H	L-W 4*
SC 40T6A	SR M6x10 DIN1835-B	L-W 3*	SC 50T10A	SR M8x6DIN916 45H	L-W 4*
SC 40T8A	SR M8x10 DIN1835-B	L-W 4*	SC 50T12A	SR M8x6DIN916 45H	L-W 4*

* Optional, should be ordered separately

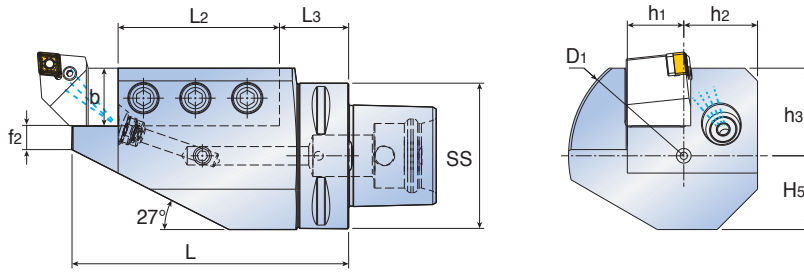
HOLDERS FOR Boring Bars with C-ADAPTER Exchangeable Shanks



Designation	Dimension (mm)							Screw	Wrench
	SS	L	L4	d2	D1				
C3 ADI 10	32	50	20	10	36	M6	SR M6x10 DIN1835B	L-W 3*	
ADI 12	32	50	21.5	12	36	M8	SR M8x10 DIN1835-B	L-W 4*	
ADI 16	32	50	29.5	16	36	M8	SR M8x10 DIN1835-B	L-W 4*	
C4 ADI 10	40	50	20	10	36	M6	SR M6x10 DIN1835B	L-W 3*	
ADI 12	40	50	24	12	36	M8	SR M8x10 DIN1835-B	L-W 4*	
ADI 16	40	50	32	16	36	M8	SR M8x10 DIN1835-B	L-W 4*	
ADI 20	40	70	49	20	55	M12	SR M10x12 DIN1835-B	L-W 5*	
ADI 25	40	70	45	25	54	M12	SR M12x16 DIN1835-B	L-W 6*	
C5 ADI 10	50	60	26	10	36	M6	SR M6x10 DIN1835B	L-W 3*	
ADI 12	50	60	26	12	36	M8	SR M8x10 DIN1835-B	L-W 4*	
ADI 16	50	60	32	16	36	M8	SR M8x10 DIN1835-B	L-W 4*	
ADI 20	50	75	49	20	55	M12	SR M10x12 DIN1835-B	L-W 5*	
ADI 25	50	85	60	25	60	M12	SR M12x16 DIN1835-B	L-W 6*	
ADI 32	50	100	76	32	68	M12	SR M12x16 DIN1835-B	L-W 6*	
C6 ADI 12	60	65	36	12	36	M8	SR M8x10 DIN1835-B	L-W 4*	
ADI 16	60	65	36	16	36	M8	SR M8x10 DIN1835-B	L-W 4*	
ADI 20	60	65	40	20	36	M10	SR M10x12 DIN1835-B	L-W 5*	
ADI 25	60	76	51	25	54	M12	SR M12x16 DIN1835-B	L-W 6*	
ADI 32	60	100	76	32	68	M12	SR M12x16 DIN1835-B	L-W 6*	
ADI 40	60	100	76	40	98	M12	SR M12x16 DIN1835-B	L-W 6*	
ADI 50	60	115	76	50	98	M12	SR M12x16 DIN1835-B	L-W 6*	
C8 ADI 12	80	70	36	12	36	M8	SR M8x10 DIN1835-B	L-W 4*	
ADI 16	80	70	36	16	36	M8	SR M8x10 DIN1835-B	L-W 4*	
ADI 20	80	70	40	20	36	M10	SR M10x12 DIN1835-B	L-W 5*	
ADI 25	80	80	51	25	54	M12	SR M12x16 DIN1835-B	L-W 6*	
ADI 32	80	110	86	32	68	M12	SR M12x16 DIN1835-B	L-W 6*	
ADI 40	80	115	86	40	98	M12	SR M12x16 DIN1835-B	L-W 6*	
ADI 50	80	115	86	50	98	M12	SR M12x16 DIN1835-B	L-W 6*	

• Use the tools with "AD" suffix. Regular tools should be shortened.

Holders with C-ADAPTER Exchangeable Shanks for External Square-Shank Tools



Left-hand shown

Designation	Dimension (mm)											
	SS	L	L2	L3	f2	h1	b	h2	h3	H5	D1	
C4 ASHR/L 16-1	40	104	70	34	16	16	16	20	23	20.5	60	
C5 ASHR/L 20-1	50	98	63.5	24.5	10	20	20	33	30	29	90	
C6 ASHR/L 20-1	63	100	63.5	36.5	20	20	20	33	30	29	90	
ASHR/L 25-1	63	120	70	30	13	25	25	32	38	32	100	
C8 ASHR/L 32-1	80	140	95	35	8	32	32	32	40	40	110	

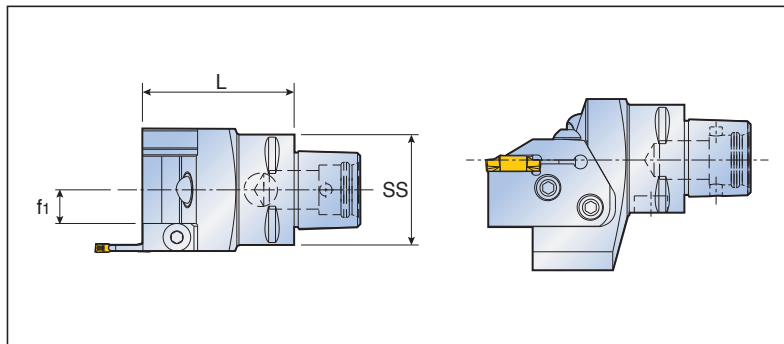
Spare parts

Designation	Screw 	Wrench1 	Cooling Nozzle 	Wrench2
C4 ASHR/L 16-1	SR M8x16 DIN915 45H	L-W 5*	SATZ-M10x1-M5	HP M10*
C5 ASHR/L 20-1	SR M10x25 DIN915 45H	L-W 5*	SATZ-M10x1-M5	HP M10*
C6 ASHR/L 20-1	SR M10x25 DIN915 45H	L-W 5*	SATZ-M10x1-M5	HP M10*
C6 ASHR/L 25-1	SR M12x30 DIN915 45H	L-W 6*	SATZ-M12x1-M6	HP M12*
C8 ASHR/L 32-1	SR M12x30 DIN915 45H	L-W 6*	SATZ-M12x1-M6	HP M12*

* Optional, should be ordered separately

C-ADAPTER
 Tool Selection Guide
 Turning
 Parting & Grooving
 Holemaking
 Tooling System

Parallel type



Designation	Dimension (mm)			Cartridge
	SS	L	f1	
C4-TCHN	40	55	12.2	TCER/L / TCFR/L TQCR/L
C5-TCHN	50	58	17.2	
C6-TCHN	63	60	22.2	

• Cartridge should be ordered separately



TCER/L
Cartridge for external turning and grooving



TCFR/L
Cartridge for external face grooving and turning

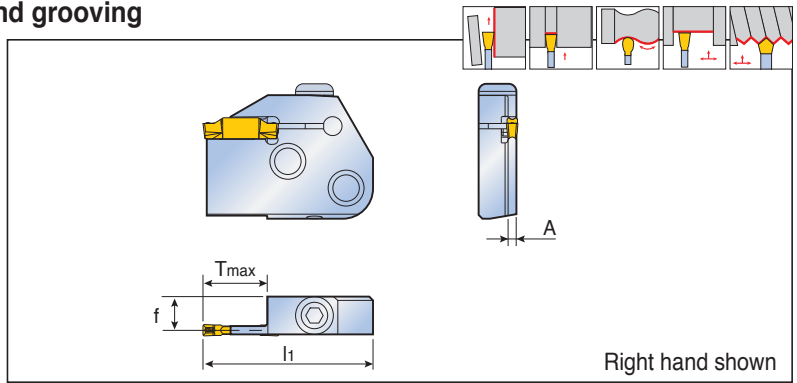


TQCR/L
Cartridge for QUADRUSH external grooving, parting & recessing

Spare parts

Designation	Screw	Nozzle	Wrench	
TCHN	 TS 60190I	 NZ-125	 L-W4	

Cartridge for external turning and grooving



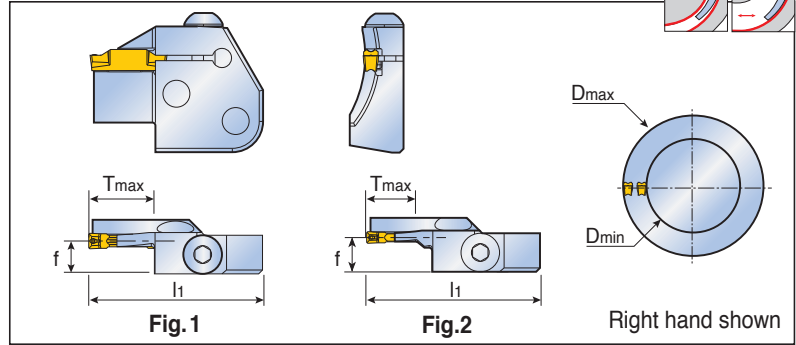
Designation	Insert seat size	Dimension (mm)				Insert	Holder
		l ₁	A	f	T _{max}		
TCER/L 1.4T12	1	41	1.0	9.5	12	TDJ 1.4 TDC ⁽¹⁾ / J ⁽¹⁾ / T TDXU / XT TSC ⁽¹⁾ / J ⁽¹⁾	C...TCHN C...TCHPN TCHR/L TCHPR/L
2T16	2	45	1.8	9.1	16		
2T22	2	51	1.8	9.1	22		
3T16	3	45	2.4	8.8	16		
3T22	3	51	2.4	8.8	22		
4T16	4	45	3.0	8.5	16		
4T22	4	51	3.0	8.5	22		
5T20	5	49	4.0	8.0	20		
5T25	5	54	4.0	8.0	25		
6T20	6	49	5.0	7.5	20		
6T25	6	54	5.0	7.5	25		

- ⁽¹⁾ Insert for grooving only
- Ordering example: 2 pcs. TCER 3T16

Spare parts

Designation	Screw	Wrench		
TCER/L	 BH M6x1x20	 L-W4		

Cartridge for external face grooving and turning



Designation	Insert seat size	Dimension (mm)					Fig.	Insert	Holder
		l1	f	Tmax	Dmin	Dmax			
TCFR/L 3T12-40-55 RN	3	45	8.9	12	40	55	2	TDC ⁽¹⁾ / J ⁽¹⁾ / T TDXU / XT TSC ⁽¹⁾ / J ⁽¹⁾	C.-TCHN C.-TCHPN TCHR/L TCHPR/L
3T12-55-75 RN	3	45	8.9	12	55	75	2		
3T12-75-100 RN	3	45	8.9	12	75	100	2		
3T12-100-140 RN	3	45	8.9	12	100	140	2		
3T12-140-200 RN	3	45	8.9	12	140	200	2		
4T16-50-70 RN	4	45	8.5	16	50	70	1		
4T16-70-100 RN	4	45	8.5	16	70	100	1		
4T16-100-150 RN	4	45	8.5	16	100	150	1		
4T16-150-250 RN	4	45	8.5	16	150	250	1		
4T16-250 RN	4	45	8.5	16	250	∞	1		
5T20-55-80 RN	5	49	8.0	20	55	80	1		
5T20-80-120 RN	5	49	8.0	20	80	120	1		
5T20-120-180 RN	5	49	8.0	20	120	180	1		
5T20-180-300 RN	5	49	8.0	20	180	300	1		
5T20-300 RN	5	49	8.0	20	300	∞	1		
6T25-60-90 RN	6	55	7.5	25	60	90	1		
6T25-90-150 RN	6	55	7.5	25	90	150	1		
6T25-150-250 RN	6	55	7.5	25	150	250	1		
6T25-250-400 RN	6	55	7.5	25	250	400	1		
6T25-400 RN	6	55	7.5	25	400	∞	1		

- ⁽¹⁾ Insert for grooving only
- Ordering example: 5 pcs. TCFR 3T12-40-55RN
- Please check insert min. dia for face grooving

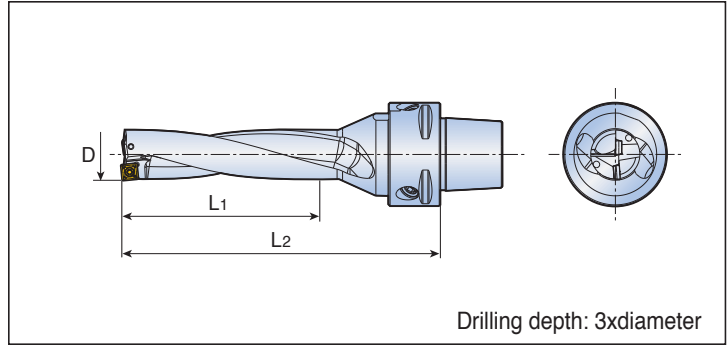
Spare parts

Designation	Screw	Wrench		
TCFR/L	BH M6x1x20	L-W4		

TDR 3...-C4

T-DRILL

Indexable drill with C-adapter system (Assembly product)

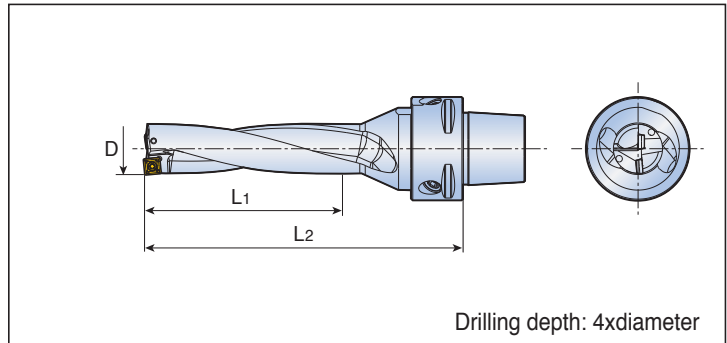


Designation	Dimension (mm)			T-DRILL	Adaptation
	D	L1	L2		
TDR 3160-C4-06	16	48	88	TDR 3160-20DT-06	C4-TDR-20DT
3170-C4-06	17	51	91	TDR 3170-20DT-06	
3180-C4-06	18	54	95	TDR 3180-20DT-06	
3190-C4-06	19	57	98	TDR 3190-20DT-06	
3200-C4-06	20	60	103	TDR 3200-20DT-06	

TDR 4...-C4

T-DRILL

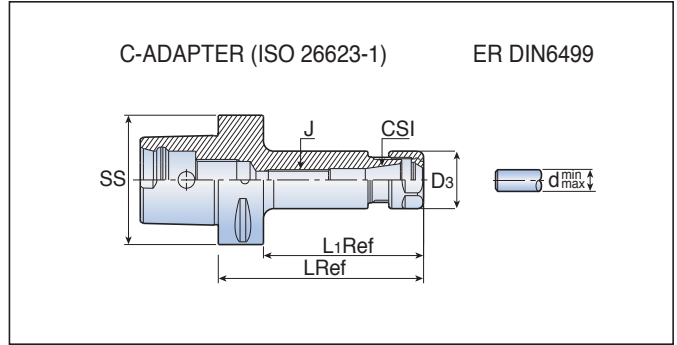
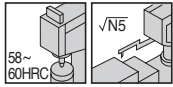
Indexable drill with C-adapter system (Assembly product)



Designation	Dimension (mm)			T-DRILL	Adaptation
	D	L1	L2		
TDR 4160-C4-06	16	64	104	TDR 4160-20DT-06	C4-TDR-20DT
4170-C4-06	17	68	108	TDR 4170-20DT-06	
4180-C4-06	18	72	113	TDR 4180-20DT-06	
4190-C4-06	19	76	117	TDR 4190-20DT-06	
4200-C4-06	20	80	123	TDR 4200-20DT-06	

C-ER

ER collet chuck

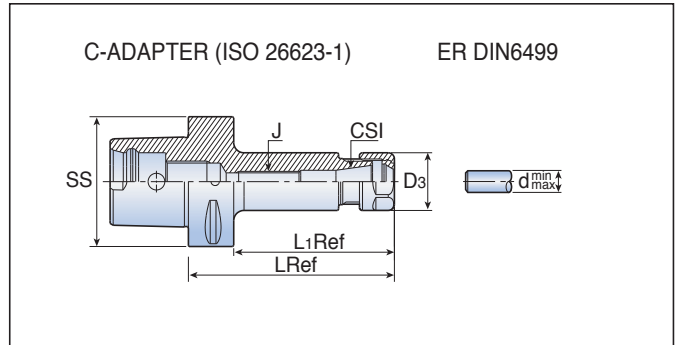
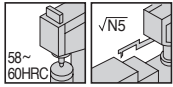


Designation	Dimension (mm)							
	SS	CSI	dmin	dmax	D3	L	L1	J
C4 ER 16x70	40	ER16	1.0	10.0	28	70	50	M10
ER 20x35⁽¹⁾	40	ER20	1.0	13.0	34	35	27	-
ER 20x52	40	ER20	1.0	13.0	34	52	32	-
ER 25x38⁽¹⁾	40	ER25	1.0	16.0	42	38	30	-
ER 25x52	40	ER25	1.0	16.0	42	52	32	-
ER 32x54	40	ER32	2.0	20.0	50	54	34	-
C5 ER 16x100	50	ER16	1.0	10.0	28	100	80	M10
ER 16x130	50	ER16	1.0	10.0	28	130	110	M10
ER 20x055	50	ER20	1.0	13.0	34	55	35	-
ER 20x100	50	ER20	1.0	13.0	34	100	80	M12
ER 20x130	50	ER20	1.0	13.0	34	130	110	M12
ER 25x055	50	ER25	1.0	16.0	42	55	35	-
ER 25x100	50	ER25	1.0	16.0	42	100	80	M16
ER 32x057	50	ER32	2.0	20.0	50	57	36	-
ER 32x100	50	ER32	2.0	20.0	50	100	80	M22x1.5
C6 ER 16x100	63	ER16	1.0	10.0	28	100	78	M10
ER 16x130	63	ER16	1.0	10.0	28	130	108	M10
ER 16x160	63	ER16	1.0	10.0	28	160	138	M10
ER 20x060	63	ER20	1.0	13.0	34	60	38	-
ER 20x100	63	ER20	1.0	13.0	34	100	78	M12
ER 20x130	63	ER20	1.0	13.0	34	130	108	M12
ER 20x160	63	ER20	1.0	13.0	34	160	138	M12
ER 25x060	63	ER25	1.0	16.0	42	60	38	-
ER 25x100	63	ER25	1.0	16.0	42	100	78	M16
ER 25x130	63	ER25	1.0	16.0	42	130	108	M16
ER 25x160	63	ER25	1.0	16.0	42	160	138	M16
ER 32x060	63	ER32	2.0	20.0	50	60	36	-
ER 32x100	63	ER32	2.0	20.0	50	100	78	M22x1.5
ER 32x130	63	ER32	2.0	20.0	50	130	108	M22x1.5
ER 32x160	63	ER32	2.0	20.0	50	160	138	M22x1.5
ER 40x065	63	ER40	3.0	26.0	63	65	37	-
ER 40x100	63	ER40	3.0	26.0	63	100	78	M28x1.5
ER 40x130	63	ER40	3.0	26.0	63	130	108	M28x1.5

• ⁽¹⁾ Without V grooves, for manual use only

C-ER

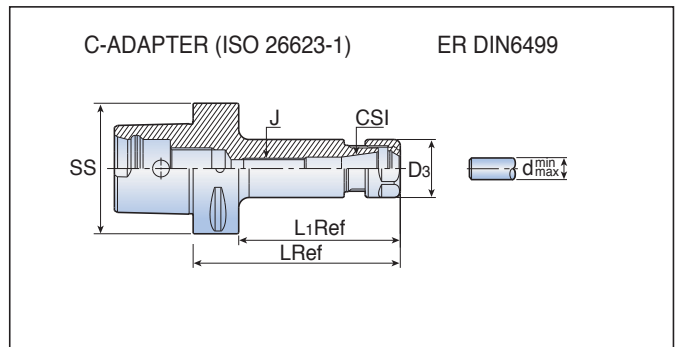
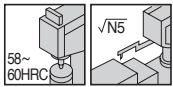
ER collet chuck



Designation	Dimension (mm)							
	SS	CSI	dmin	dmax	D3	L	L1	J
C8 ER 32x70	80	ER32	2.0	20.0	50	70	40	-
ER 32x100	80	ER32	2.0	20.0	50	100	70	M22x1.5
ER 32x160	80	ER32	2.0	20.0	50	160	130	M22x1.5
ER 40x70	80	ER40	3.0	26.0	63	70	40	-
ER 40x100	80	ER40	3.0	26.0	63	100	70	M28x1.5
ER 40x160	80	ER40	3.0	26.0	63	160	130	M28x1.5

C-ER-M

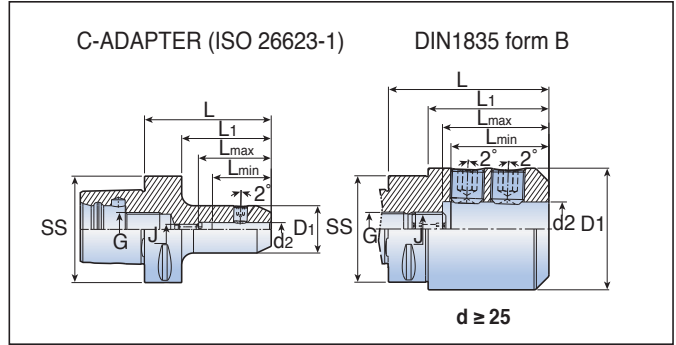
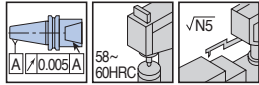
ER collet chucks mini type



Designation	Dimension (mm)							
	SS	CSI	dmin	dmax	D3	L	L1	J
C4 ER 16x70 M	40	ER16	0.5	10.0	22	70	50	M10
C5 ER 16x100 M	50	ER16	0.5	10.0	22	100	80	M10
ER 16x130 M	50	ER16	0.5	10.0	22	130	120	M10
C6 ER 16x100 M	63	ER16	0.5	10.0	22	100	78	M10
ER 16x130 M	63	ER16	0.5	10.0	22	130	108	M10
ER 16x160 M	63	ER16	0.5	10.0	22	160	138	M10

C-EM-E

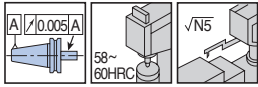
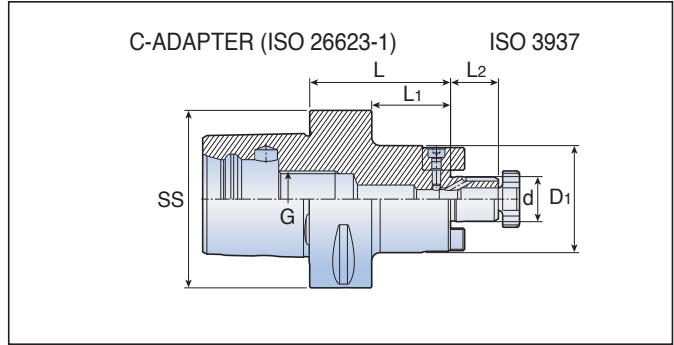
End mill holder - Whistle notch type



Designation	Dimension (mm)								
	SS	d2	D1	L	Lmin	Lmax	L1	G	J
C4 EM 6x70 E	40	6	25	70	30	35	50	M14	M5
EM 8x70 E	40	8	28	70	35	43	50	M14	M6
EM 10x70 E	40	10	35	70	39	45	50	M14	M8
EM 12x75 E	40	12	42	75	44	49	55	M14	M10
EM 14x75 E	40	14	44	75	44	49	55	M14	M10
EM 6x70 E	40	6	25	70	30	35	50	M16	M5
C5 EM 8x70 E	50	8	28	70	35	43	50	M16	M6
EM 10x70 E	50	10	35	70	39	45	50	M16	M8
EM 12x75 E	50	12	42	75	44	49	55	M16	M10
EM 14x75 E	50	14	44	75	44	49	55	M16	M10
EM 16x80 E	50	16	48	80	47	52	60	M16	M12
EM 18x80 E	50	18	50	80	47	52	60	M16	M12
EM 20x85 E	50	20	52	85	49	55	65	M16	M16
C6 EM 6x75 E	63	6	25	75	30	36	53	M20	M5
EM 8x75 E	63	8	28	75	35	43	53	M20	M6
EM 10x75 E	63	10	35	75	39	46	53	M20	M8
EM 12x80 E	63	12	42	80	44	49	58	M20	M10
EM 14x80 E	63	14	44	80	44	49	58	M20	M10
EM 16x85 E	63	16	48	85	47	52	63	M20	M12
EM 18x85 E	63	18	50	85	47	52	63	M20	M12
EM 20x85 E	63	20	52	85	49	55	63	M20	M16
EM 25x90 E	63	25	65	90	54	60	68	M20	M20
EM 32x95 E	63	32	72	95	58	63	73	M20	M20
C8 EM 6x65 E	80	6	25	65	30	36	35	M20	M5
EM 8x65 E	80	8	28	65	35	43	35	M20	M6
EM 10x65 E	80	10	35	65	39	46	35	M20	M8
EM 12x70 E	80	12	42	70	44	49	40	M20	M10
EM 14x70 E	80	14	44	70	44	49	40	M20	M10
EM 16x75 E	80	16	48	75	47	52	45	M20	M12
EM 18x75 E	80	18	50	75	47	52	45	M20	M12
EM 20x80 E	80	20	52	80	49	57	50	M20	M16
EM 25x90 E	80	25	65	90	54	60	60	M20	M20
EM 32x95 E	80	32	72	95	58	64	65	M20	M20

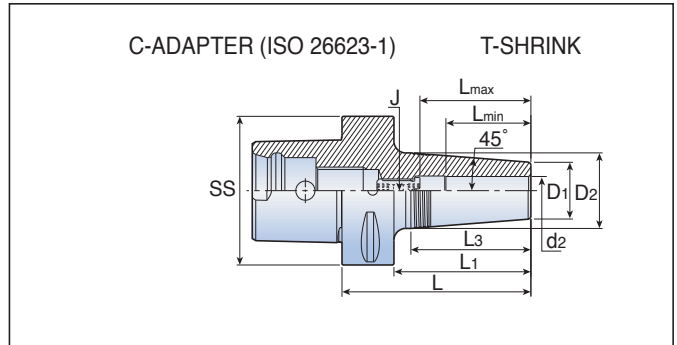
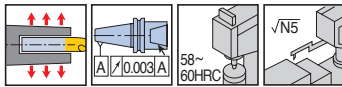
C-SEM-C

Face mill arbor



Designation	Dimension (mm)						
	SS	d	D1	L	L1	L2	G
C4 SEM 16x32 C	40	16	38	32	12	17	M14
SEM 16x55 C	40	16	38	55	35	17	M14
SEM 22x40 C	40	22	47	40	20	19	M14
SEM 22x55 C	40	22	47	55	35	19	M14
C5 SEM 16x35 C	50	16	38	35	15	17	M16
SEM 16x70 C	50	16	38	70	50	17	M16
SEM 22x35 C	50	22	47	35	15	19	M16
SEM 22x70 C	50	22	47	70	50	19	M16
SEM 27x40 C	50	27	58	40	20	21	M16
SEM 32x40 C	50	32	63	40	20	24	M16
C6 SEM 16x50 C	63	16	38	50	28	17	M20
SEM 16x100 C	63	16	38	100	78	17	M20
SEM 22x50 C	63	22	47	50	28	19	M20
SEM 22x100 C	63	22	47	100	78	19	M20
SEM 27x60 C	63	27	58	60	38	21	M20
SEM 27x100 C	63	27	58	100	78	21	M20
SEM 32x60 C	63	32	66	60	38	24	M20
SEM 40x60 C	63	40	82	60	38	27	M20
C8 SEM 16x50 C	80	16	38	50	20	17	M20
SEM 16x100 C	80	16	38	100	70	17	M20
SEM 22x50 C	80	22	47	50	20	19	M20
SEM 22x100 C	80	22	47	100	70	19	M20
SEM 27x50 C	80	27	58	50	20	21	M20
SEM 27x100 C	80	27	58	100	70	21	M20
SEM 32x50 C	80	32	66	50	20	24	M20
SEM 32x100 C	80	32	66	100	70	24	M20
SEM 40x60 C	80	40	82	60	30	27	M20

Thermal shrinking chuck



Designation	Dimension (mm)										
	SS	d2	D1	D2	L	Lmin	Lmax	L1	L3	J	Hex key
C4 SRKIN 6x75	40	6	21	27	75	25	36	55	38.1	M5	2.5
SRKIN 8x75	40	8	21	27	75	25	36	55	38.1	M6	3.0
SRKIN 10x75	40	10	24	32	75	31	42	55	50.8	M8	4.0
SRKIN 12x75	40	12	24	32	75	36	47	55	50.8	M10	5.0
SRKIN 14x80	40	14	27	34	80	36	47	60	44.5	M10	5.0
SRKIN 16x80	40	16	27	34	80	39	50	60	44.5	M12	6.0
SRKIN 18x80	40	18	33	42	80	39	50	60	57.2	M12	6.0
SRKIN 20x85	40	20	33	42	85	41	52	65	57.2	M16	8.0
C5 SRKIN 6x75	50	6	21	27	75	25	36	55	38.1	M5	2.5
SRKIN 8x75	50	8	21	27	75	25	36	55	38.1	M6	3.0
SRKIN 10x75	50	10	24	32	75	31	42	55	50.8	M8	4.0
SRKIN 12x75	50	12	24	32	75	36	47	55	50.8	M10	5.0
SRKIN 14x80	50	14	27	34	80	36	47	60	44.5	M10	5.0
SRKIN 16x80	50	16	27	34	80	39	50	60	44.5	M12	6.0
SRKIN 18x80	50	18	33	42	80	39	50	60	57.2	M12	6.0
SRKIN 20x85	50	20	33	42	85	41	52	65	57.2	M16	8.0
SRKIN 25x90	50	25	44	53	90	47	58	70	57.2	M16	8.0
C6 SRKIN 6x80	63	6	21	27	80	25	36	58	38.1	M5	2.5
SRKIN 8x80	63	8	21	27	80	25	36	58	38.1	M6	3.0
SRKIN 10x80	63	10	24	32	80	31	42	58	50.8	M8	4.0
SRKIN 12x80	63	12	24	32	80	36	47	58	50.8	M10	5.0
SRKIN 14x85	63	14	27	34	85	36	47	63	44.5	M10	5.0
SRKIN 16x85	63	16	27	34	85	39	50	63	44.5	M12	6.0
SRKIN 18x85	63	18	33	42	85	39	50	63	57.2	M12	6.0
SRKIN 20x85	63	20	33	42	85	41	52	63	57.2	M16	8.0
SRKIN 25x90	63	25	44	53	90	47	58	68	57.2	M16	8.0
SRKIN 32x95	63	32	44	53	95	47	58	73	57.2	M16	8.0

TaeguTec Global Network

World Headquarters

TaeguTec Ltd.
1040 Gachang-ro, Gachang-myeon,
Dalseong-gun, Daegu 42936, KOREA
Tel: +82-53-760-7640
Web: <http://www.taegutec.com>

Argentina

TaeguTec Argentina SA
11 de septiembre 4237- Piso 7
(C1429BJC) Ciudad Autónoma
Buenos Aires, Argentina
Tel: +54-11-4702-6222
E-mail: ventas@taegutec.com.ar

Australia

TaeguTec Tools Pty Ltd.
Unit 36, 7 Anella Avenue,
Castle Hill, NSW 2154, Australia
Tel: +61-2-8850-2197
E-mail: sales@taegutec.com.au

Belarus Rep.

Twing-M
3/2 Klumova Str, Minsk, 220009,
Republic of Belarus
Tel: +375-17-506-3238
E-mail: info@twing.by

Belgium

Ust-Tools S.P.R.L.
Parc Industriel Des Hauts
Sarts1 Avenue,145
4040 Herstal, Belgium
Tel: +32-42-480-481
+32-475-783-204
E-mail: ustools@skynet.be

Brazil

TaeguTec Brasil Ltda.
Rua Tito, 104-Lapa-Cep 05051-000
São Paulo, Brasil
Tel: +55-11-3868-6032
E-mail: vendas@taeguabrasil.com.br

Bulgaria

Tekotek BG Ltd.
Alexander Stamboliyski No 31.
7700 Targovishte, Bulgaria
Tel: +359-878-05-1818
E-mail: tekotekbg@gmail.com

Chile

Cutting Tools Chile E.I.R.L.
Alcalde Pedro Alarcón N° 765,
San Miguel, Santiago - Chile
Tel: +56-2-553 6944
+56-2-552 1181
E-mail: ventas@cuttingtools.cl

China

TaeguTec China
RM 1205, Huishang Office Building,
No.1286 of Minsheng RD,
Pudong New District, Shanghai, China
PC: 200135
Tel: +86-21-5106-1260
E-mail: mail@taegutec.com.cn

Croatia

Intehna Zagreb d.o.o.
Samoborska cesta 255, 10090
Zagreb-Susedgrad, Croatia
Tel: +385-1-3436-919
E-mail: info@intehna.hr

Czech Rep.

TaeguTec ČR s.r.o.
Domažlická 180a, CZ-31800 Plzeň,
Czech Rep.
Tel: +420 373 720 999
E-mail: top@taegutec.cz

Denmark

TaeguTec Scandinavia A/S.
Omogade 8, DK-2100 Copenhagen,
Denmark
Tel: +45-7022-0103
E-mail: tts@taegutec.dk

Finland

Knorring OY AB
Mestarinie 4 FI-01730 Vantaa, Finland
Tel: +358 9 560 41
E-mail: knorring@knorring.fi

France

Ingersoll France
22 Rue Albert Einstein
77420 Champs Sur Marne, France
Tel: +33 (0)1 64 68 45 36
E-mail: info@ingersoll-imc.fr

Germany

Ingersoll Werkzeuge GmbH
Kalteiche Ring 21-25, D-35708
Haiger, Germany
Tel: +49-2773-742 146
E-mail: info@ingersoll-IMC.de

Greece

Technotools-Fakitsas Georgios Co.
25th Martiou & Thrakis 15, 15235 Vrillisia,
Athens, Greece
Tel: +30-2-10-832-0752
E-mail: Giorgos@technotools.gr

Hungary

TaeguTec Hungary Kft.
1142 Budapest, Kassai u.151.
Tel: +36-1-273-29-52
E-mail: info@taegutec.hu
Web: <http://www.taegutec.hu>

India

TaeguTec India Pvt. Ltd.
No.120, Bommasandra Industrial Area,
Phase IV, Bangalore -560 099, India
Tel: +91-08-49013000
E-mail: sales@taegutec-india.com

Indonesia

PT. TaeguTec Indonesia
Easton Commercial Center
Jl. Gunung Panderman Blok B no. 12
Cikarang Selatan-Bekasi 17550, Indonesia
Tel: +62-21-29093176/778/79
E-mail: sales@taegutec.co.id

Ireland

Hardmetal Machine Tools Ireland Ltd.
Dargan House, Duncairn Terrace,
Bray Co. Wicklow, Ireland
Tel: +353-1-286-2466
E-mail: sales@hardmetal.ie

Italy

Ingersoll TaeguTec Italia S.R.L.
Via Montegrappa 78, 20020 Aresè (MI), Italy
Tel: +39 02.99.76.67.00
E-mail: taegutec@taegutec.it

Japan

TaeguTec Japan Ltd.
- Osaka / Head office
Senri Asahi Hankyu Bldg. 15F
1-5-3 Shinsenri-Higashimachi
Toyonaka-shi Osaka 560-0082, Japan
Tel: +81-6-6835-7731
E-mail: taegutec@taegutec.co.jp
Website: <http://www.taegutec.co.jp>

- Nagoya / Branch office

Tel: +81-52-745-2451

- Tokyo / Branch office

Tel: +81-3-5753-6281

Lithuania

UAB TTMT
R.Kalantos str. 161
LT-52315 Kaunas, Lithuania
Tel: +370-37-328487
E-mail: sigitas@ttmt.lt

Malaysia

TaeguTec Tooling Systems Malaysia Sdn. Bhd
No.23-1&2, Jalan Anggerik Vanilla
BF 31/BF Kota Kemuning, Seksyen 31
40460 Shah Alam Selangor Darul, Malaysia
Tel: +603-5131-7514
E-mail: info@taegutec.com.my

The Netherlands

T.C.E.
Kennedylaan 14, 5466 AA, Veghel,
The Netherlands
Tel: +31 (413) 88 83 10
E-mail: info@taegutec.nl
Website: <http://www.taegutec.nl>

New Zealand

TT Pacific
1/501 Mt. Wellington Highway
Sylvia Park, Auckland, New Zealand 1060
Tel: +64-9-573-1280
E-mail: sales@iscar.co.nz

Norway

Svea Service AS
Graaterudveien 20 No-3036 Drammen,
Norway
Tel: +47-32-277-750
E-mail: per.martin.bakken@svea.no

Pakistan

Dynamic Tooling Services
Office No. 304, 3rd Floor, Azeem
Mansion, Fazal-ul-Haque Road,
Blue Area, Islamabad-44000, Pakistan
Tel: +92-51-2150382
+92-51-2150383
E-mail: info@dts.com.pk

Philippines

Colt Commercial Inc.
Suite 508 Padilla delos Reyes Bldg,
232 Juan Luna St., Binondo, Manila
Philippines
Tel: +63-2-244-9756
E-mail: cyrus@colt.com.ph

Poland

TaeguTec Polska Sp. z o.o.
Ul.Nenckiego 136
52-223 Wroclaw, Poland
Tel: +48 71 785 40 85
E-mail: sales@taegutec.pl

Portugal

Hexatool, S.A.
Rua Casal Galego, No. 40.44
2430 Marinha Grande, Portugal
Tel: +351-244-550424/5
E-mail: hexatool@hexatool.com

Romania

SC TaeguTec Tools SRL
Splaiul Unirii, nr. 4, Bl. B3, 5th Floor,
Office 5.1, District 4., Bucharest,
Romania, 040031
Tel: +4021 210 3108
E-mail: marian.luca@taegutec.ro

Russia

TaeguTec Russia
123290, Russia, Moscow,
2nd Magistralnaya str, 8A, building 5
Tel: +7-495-269-7917
E-mail: sales@taegutec.ru

Saudi Arabia

Khusheim Co.
Building - A, Al Nakheel Tower, Al Khaleej
Road, Al Shataea Area, Dammam 31411,
Kingdom of Saudi Arabia
Tel: +966-13-8333574 Ext : 1500
E-mail: bd@khusheim.com

Serbia

Intehna Beo d.o.o.
Autoput 22, 11080 Zemun, Serbia
Tel: +381-11-3149-092
E-mail: info@intehna.rs

Singapore

TT Tooling Systems
BK502, #03-823, Jurong West Avenue 1,
Singapore 640502
Tel: +65-6-4254918
E-mail: kltan@sinotool.com.sg

Slovakia

TaeguTec Slovakia, s.r.o.
Bytická 2/44 010 01 Žilina Slovak Republic
Tel: +421 41 7000056
E-mail: matus@taegutec.sk

Slovenia

Intehna d.o.o.
Špruha 40, SI-1236, Trzin, Slovenia
Tel: +386-1-580-9260
E-mail: info@intehna.si

South Africa

TaeguTec South Africa (Pty) Ltd.
P.O. Box 3121, Springs, 1560
43 South Main Reef Road,
New Era Springs Gauteng, South Africa
Tel: +34-93-783-7309-10
E-mail: info@taegutec.co.za

Spain

TaeguTec Spain S.L
Miquel Servet, 35 P.I.Bufalvent
08243 Manresa (Barcelona), Spain
Tel: +34-93-878-7309-10
E-mail: info@taegutec.es

Sweden

SMV Verktyg AB
Parkgatan 6
SE-333 31 Smalandsstenar, Sweden
Tel: +46-371-343-48
E-mail: verktyg@smv.se

Taiwan

TaeguTec Taiwan
3F, No.56, Min Tai St., Ku-Shan Dist.,
Kaohsiung City 804, Taiwan (R.O.C.)
Tel: +886-7-5505996
E-mail: info@tw.taegutec.com

Thailand

TaeguTec(Thailand) Co.,Ltd.
6/177 M.7 Srinakarin Rd.,
T.Bangmuang, A.Muangsamutprakarn,
Samutprakarn 10270, Thailand
Tel: +662-759-9300
+662-759-9172
E-mail: info@taegutecthai.co.th

Turkey

TaeguTec Turkey
TOSB Otomotiv Yan Sanayi Ihtisas
Organize Sanayi Bolgesi
1.Cad. 15.Sokak No:9 41420 Şekerpınar
Çayırova/KOCAELI, Türkiye
Tel: +90-850-201-69-00
E-mail: info@taegutec.com.tr

Ukraine

TaeguTec Ukraine
40-b, Pushkina avenue, Dnepropetrovsk
Ukraine, 49006
Tel: +38-056-790-84-09
E-mail: td@taegutec.com.ua

United Arab Emirates

A.F.Husain
Al Ghurair W/H Shed No. 60
Al Quoz Industrial Area
P.O. Box: 4007 Dubai, UAE
Tel: +971-4-3400034
E-mail: info@afh-tools.com

United Kingdom

TaeguTec UK Ltd.
Waterside, Grange Park, Wetherby,
Leeds, LS22 5NB, United Kingdom
Tel: +44-1937-589-828
E-mail: info@taegutec.co.uk

U.S.A.

Ingersoll Cutting Tools
845 S Lyford Road Rockford,
IL 61108-2749 U.S.A.
Tel: +1-815-387-6600
E-mail: info@ingersoll-imc.com

Vietnam

DMC Technology Co., Ltd.
No. 109, Cong Hoa Street, Ward 12,
Tan Binh District, Ho Chi Minh City,
Vietnam.
Tel: +84-8-62925556
E-mail: info@dmctech.com.vn



- Cat.No: 6155622
- English Version: CT 12/2014
- ©TaeguTec Ltd.